

Varied Fluency

Step 2: Calculate Perimeter

National Curriculum Objectives:

Mathematics Year 5: (5M7a) [Measure and calculate the perimeter of composite rectilinear shapes in centimetres and metres](#)

Differentiation:

Developing Questions to support calculating the perimeter of up to 6-sided regular and rectilinear shapes in whole centimetres and metres.

Expected Questions to support calculating the perimeter of regular and rectilinear shapes in centimetres and metres, with some half lengths shown as decimals and some quarter lengths shown as fractions.

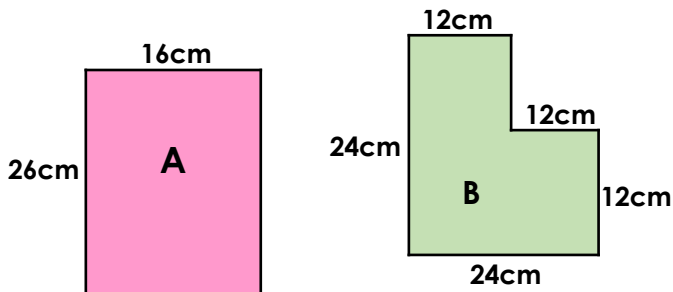
Greater Depth Questions to support calculating the perimeter of rectilinear shapes in centimetres and metres, with some half and quarter lengths shown as decimals or fractions, with some conversion of units.

More [Year 5 Perimeter and Area](#) resources

Did you like this resource? Don't forget to [review](#) it on our website.

Calculate Perimeter

1a. Match the shape to the correct perimeter.



80cm

96cm

84cm

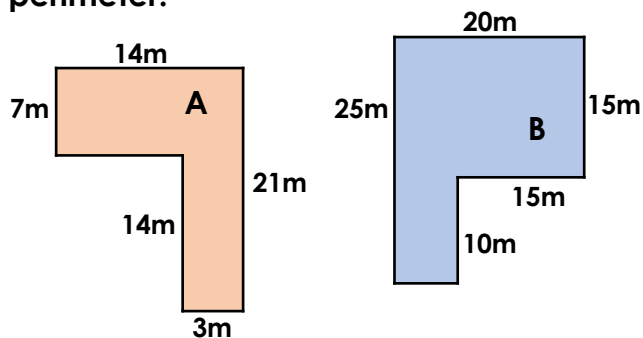


Not to scale

VF

Calculate Perimeter

1b. Match the shape to the correct perimeter.



70m

80m

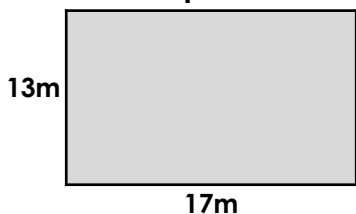
90m



Not to scale

VF

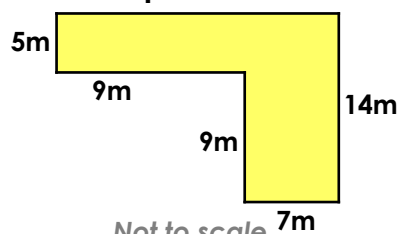
2a. Calculate the perimeter.



Not to scale

VF

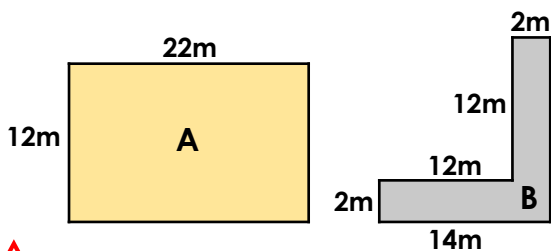
2b. Calculate the perimeter.



Not to scale

VF

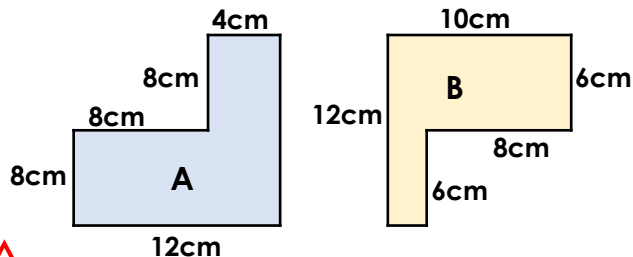
3a. True or false? The perimeter of these shapes is the same.



Not to scale

VF

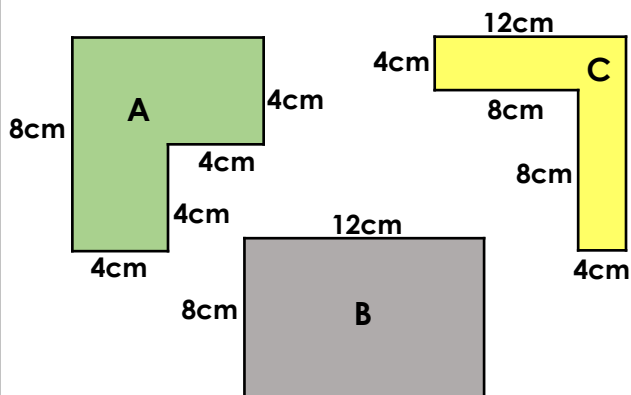
3b. True or false? The perimeter of these shapes is the same.



Not to scale

VF

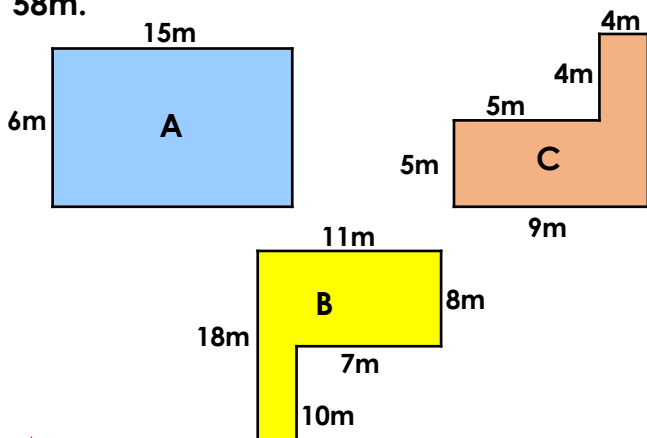
4a. Tick the shape(s) with a perimeter of 40cm.



Not to scale

VF

4b. Tick the shape(s) with a perimeter of 58m.

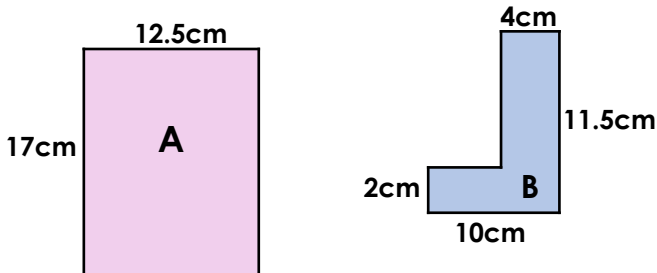


Not to scale

VF

Calculate Perimeter

5a. Match the shape to the correct perimeter.



- 59cm 43cm 39cm

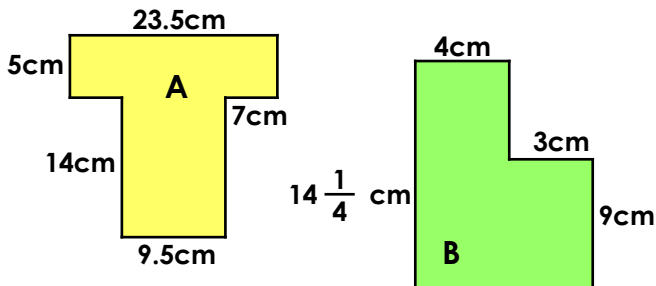


Not to scale

VF

Calculate Perimeter

5b. Match the shape to the correct perimeter.



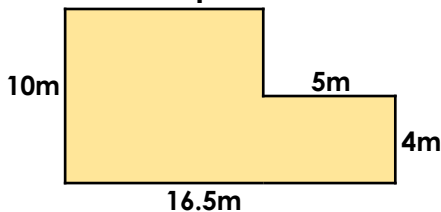
- 42.5cm 48cm 85cm



Not to scale

VF

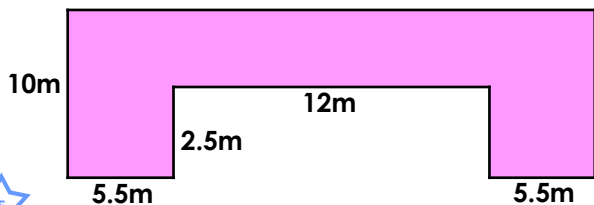
6a. Calculate the perimeter.



Not to scale

VF

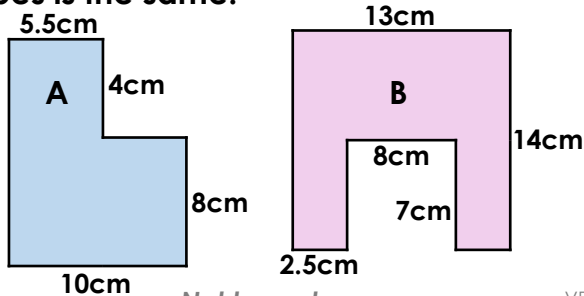
6b. Calculate the perimeter.



Not to scale

VF

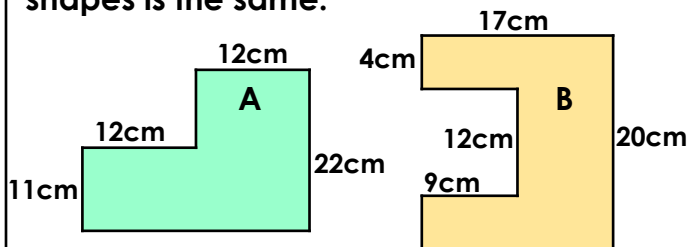
7a. True or false? The perimeter of these shapes is the same.



Not to scale

VF

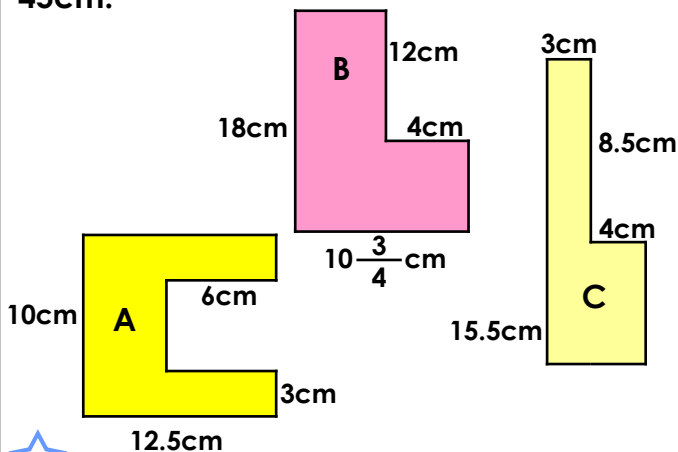
7b. True or false? The perimeter of these shapes is the same.



Not to scale

VF

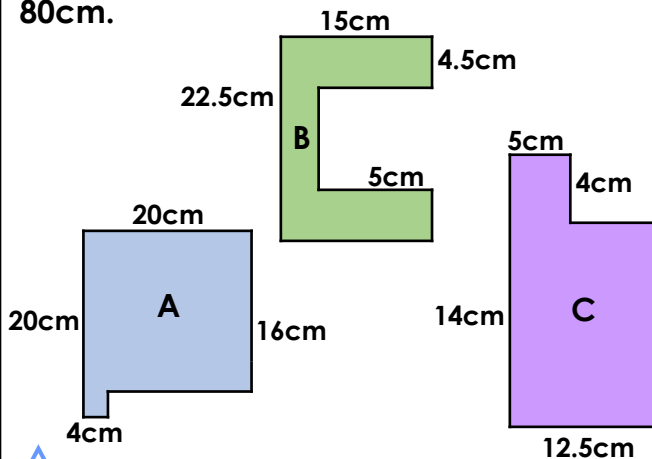
8a. Tick the shape(s) with a perimeter of 45cm.



Not to scale

VF

8b. Tick the shape(s) with a perimeter of 80cm.

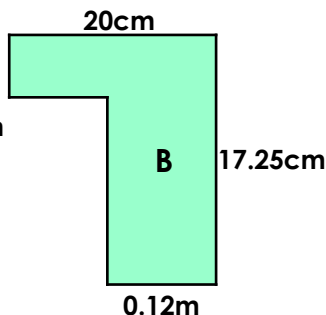
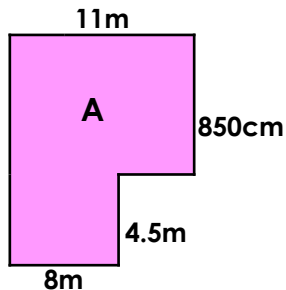


Not to scale

VF

Calculate Perimeter

9a. Match the shape to the correct perimeter.



46cm

74.5cm

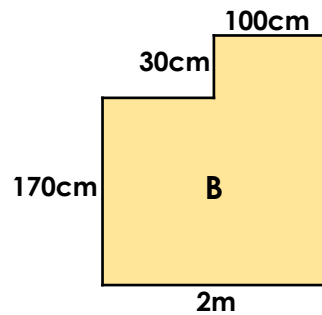
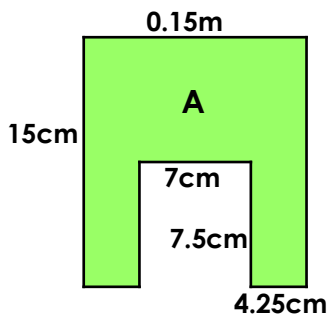
48m

Not to scale

VF

Calculate Perimeter

9b. Match the shape to the correct perimeter.



75cm

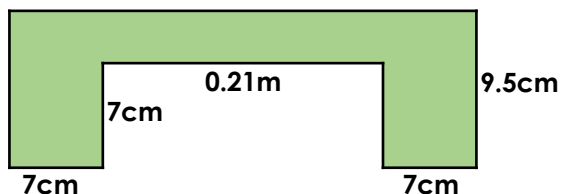
8m

80cm

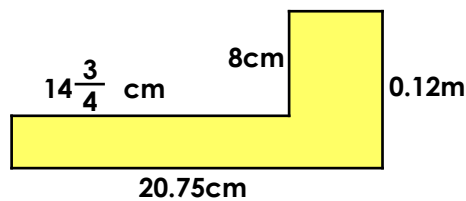
Not to scale

VF

10a. Calculate the perimeter.



10b. Calculate the perimeter.



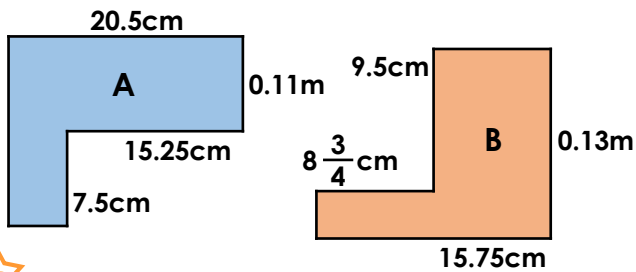
Not to scale

VF

Not to scale

VF

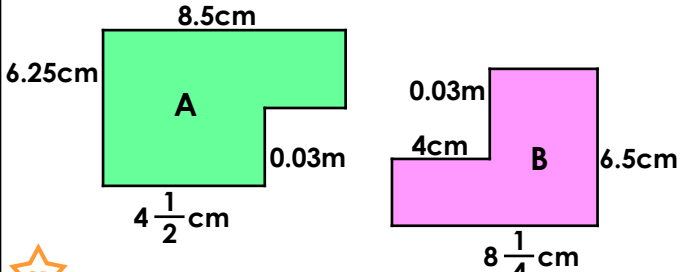
11a. True or false? The perimeter of these shapes is the same.



Not to scale

VF

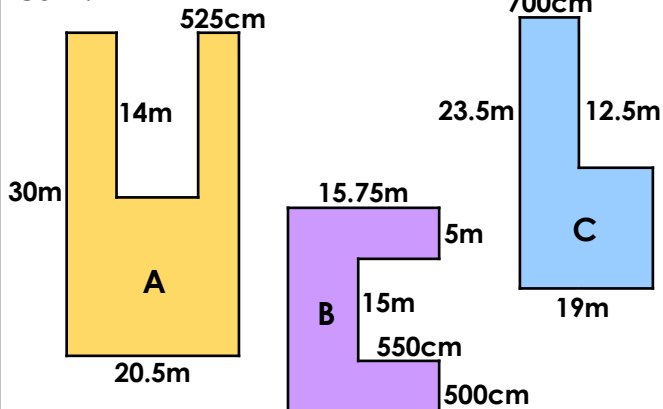
11b. True or false? The perimeter of these shapes is the same.



Not to scale

VF

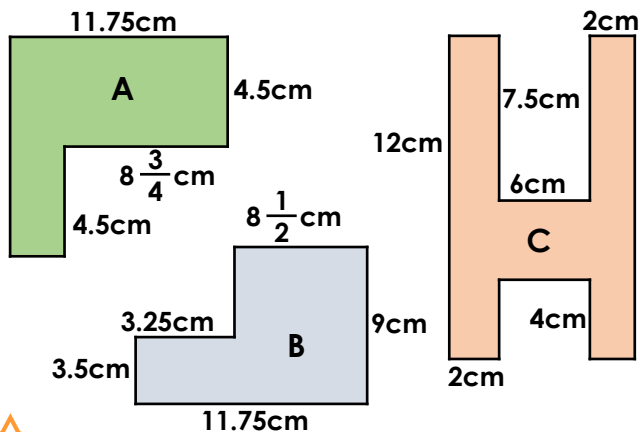
12a. Tick the shape(s) with a perimeter of 85m.



Not to scale

VF

12b. Tick the shape(s) with a perimeter of 41.5cm.



Not to scale

VF

Varied Fluency
Calculate Perimeter

Developing

1a. **A = 84cm; B = 96cm**

2a. **60m**

3a. **False; A = 68m, B = 56m**

4a. **B**

Expected

5a. **A = 59cm; B = 43cm**

6a. **53m**

7a. **False; A = 44cm, B = 68cm**

8a. **C**

Greater Depth

9a. **A = 48m; B = 74.5cm**

10a. **103cm**

11a. **False; A = 78cm, B = 57.5cm**

12a. **C**

Varied Fluency
Calculate Perimeter

Developing

1b. **A = 70m; B = 90m**

2b. **60m**

3b. **False; A = 56cm, B = 44cm**

4b. **B**

Expected

5b. **A = 85cm; B = 42.5cm**

6b. **71m**

7b. **True**

8b. **A**

Greater Depth

9b. **A = 75cm; B = 8m**

10b. **65.5cm**

11b. **True**

12b. **A and B**