

## Oak Class

Hello everyone,



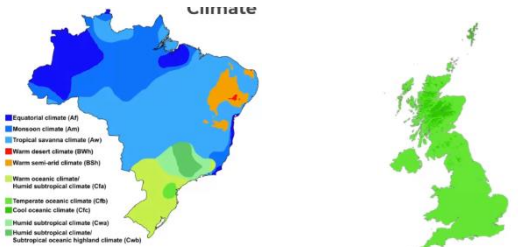
I hope you are all well. What a shame we are not back together yet, but it won't be long and I am really looking forward to it. Welcome to Heidi and Annie who have joined Oak class this week. I have heard so many lovely things about you and how well you have settled into the class. Well done to the rest of Oak for being lovely friends and making them feel welcome. You are all showing our school value of 'kindness.'

Below are your activities for Monday this week.

Miss Lee 😊



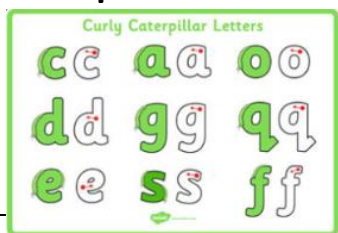
# Home learning for Week Beginning: 15.03.21

Monday			
Phonics	Literacy	Topic	
<p>Login to <a href="#">phonics play</a> with the following details...</p> <p>Username: Jan21 Password: home</p> <p>First try the flashcard speed trial to help you learn the sounds. Once you have done this you can then play Picnic on Pluto and read real or nonsense words. You can choose whichever sound you would like for this game.</p> 	<p>Work through the activity attached named SPAG Activity mats. Can you select the correct spelling? Can you decide which words are real and nonsense? Work through the worksheet and then at the end write a sentence on the picture given. Don't forget that sentences need capital letters, full stops and finger spaces.</p> 	<p>Watch the lesson on Oak Academy called <a href="#">How is the weather different from Brazil in the UK</a>. Recap what you know by answering the quiz questions and then watch the video. Work through the worksheet named topic activity.</p> 	

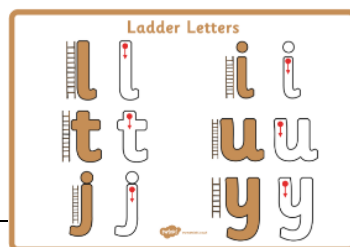
## Handwriting

Practise forming your letters correctly. Can you write your spellings in your neatest handwriting? Can you copy a sentence from your favourite story book and write it in your best handwriting? Perhaps you could think of your own sentence to write. You could even ask a grown up to give you a sentence to hold in your head like to we do in phonics.


### Caterpillar Letters



### Ladder Letters



### One Armed Robot Letters



### Monster Zig Zag Letters



## Home learning for Week Beginning: 15.03.21

### Handwriting tips:

- \*Write on the lines
- \*Write your letters all the same size
- \*Make your writing smaller
- \*Write the portion of the letter that sits below the line correctly

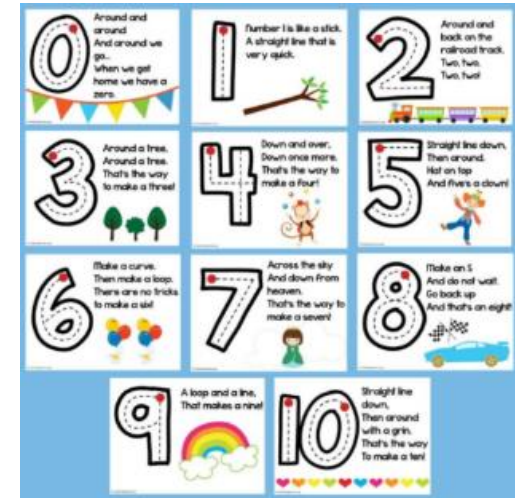
**Don't forget that number formation is just as important.** I have attached a number formation worksheet for number 0-9 and 10-20 for you to practise. If you don't want to do it on the worksheet, perhaps you can practise it straight into your home learning book.

### Online Handwriting Activities

#### [Sky Writer](#)

Watch [BBC bitesize handwriting](#) to remind yourself of the handwriting families.

If you fancy a change from practising just your letters, you can practise your handwriting common exception words by using the attachment named Handwriting Practise Common Words.



**Oak Class Spellings - nk - Continue to learn these from last week ready for the spelling quiz on Thursday.**

tank	pink	sank	plank	stank
blinking	winking	banking	drinking	sinking

Online spelling game:

[Karate Kats](#)

Don't forget to learn your common exception words.

Use the attachment named Common Exception Words Board Games to learn to read and recognise the common exception words. Roll the dice and land on a word. Make sure you read it correctly before moving on. Have fun!

You can play [Look, Cover, Write and Check](#) online. Just click on Year 1, tricky words and click which tricky words you would like to practise.

Year 1 Common Exception Words

a	is	said	be	no	put
ask	his	says	he	go	push
	has	the	me	so	pull
are		they	she		full
our		there	we	of	one
	was	here		love	once
do	were	I	by	come	school
to	where	you	my	some	friend
today	want	your			house

**Reading** - Spend at least 15 minutes every day reading your book for pleasure. Curl up on the sofa or in bed under the quilt and dive into a good book!

If you would like to listen to a story you can choose a book from [audible books](#).

<https://worldstories.org.uk/lang/english>

Here are some online books for you to read in case you have run out of books to read at home!



Home learning for Week Beginning: 15.03.21