

Oak Class

Hello everyone,

I hope you are all well. What a shame we are not back together yet, but it won't be long and I am really looking forward to it. Welcome to Heidi and Annie who have joined Oak class this week. I have heard so many lovely things about you and how well you have settled into the class. Well done to the rest of Oak for being lovely friends and making them feel welcome. You are all showing our school value of 'kindness.'





Below are your activities for this week.

Miss Lee 😊



Note to Parents: Now that the children have returned back to Oak class and are no longer sharing with Ash class, the children will go back to the old timetable of three English tasks and three maths tasks in a morning spread across the week. This means they will not need to complete both an English and a Maths session each day.

Home learning for Week Beginning: 15.03.21







Maths																			
Wednesday	<p>Start today's maths work by watching Jack Hartman's video on YouTube called Counting from any Number and joining in with his counting.</p> <p>Today you are going to learning how to add on by counting. Watch the video. on White Rose Maths (WRM) There are two for you watch. WRM Video 1 and WRM Video 2. During video 2, complete the worksheet named WRM Wednesday when instructed. When you have done this, have ago at the worksheet named Sheep in a Pen Counting Activity.</p>																		
Thursday	<p>Watch Jack Hartman video on You Tube. It is similar to yesterday but with higher numbers. The video is called Counting from any Number (Higher numbers)</p> <p>Watch the video on WRM called Adding ones using number bonds and complete the worksheet called WRM Thursday when instructed. Once you have done this, work through the attached worksheet named Partitioning Numbers. This will help you show your understanding of tens and ones in a number. When you have completed that, if you want an extra challenge, try the activity attached named Tens and Ones Worksheet.</p>																		
Friday	<p>Big Maths</p> <div style="display: flex; align-items: flex-start;"> <div style="margin-right: 20px;">  <p>BEAT THAT - Can you challenge yourself and complete the beat that number sentences within 100 seconds? (The timing has increased from last term as the challenge will become harder.) How many did you get correct and how long did it take you? Did you beat your score from last week?</p> </div> <div style="flex-grow: 1;"> <table style="width: 100%; border-collapse: collapse;"> <thead> <tr> <th style="width: 33%; text-align: center;">Step 4</th> <th style="width: 33%; text-align: center;">Step 5</th> <th style="width: 33%; text-align: center;">Step 6</th> </tr> </thead> <tbody> <tr> <td style="border: 1px solid green; padding: 5px;">$4 + 6 =$</td> <td style="border: 1px solid green; padding: 5px;">$6 + 2 =$ $5 + 2 =$</td> <td style="border: 1px solid green; padding: 5px;">$9 + 9 =$</td> </tr> <tr> <td style="border: 1px solid green; padding: 5px;">$1 + 9 =$</td> <td style="border: 1px solid green; padding: 5px;">$6 + 3 =$ $9 + 2 =$</td> <td style="border: 1px solid green; padding: 5px;">$7 + 7 =$</td> </tr> <tr> <td style="border: 1px solid green; padding: 5px;">$5 + 5 =$</td> <td style="border: 1px solid green; padding: 5px;">$4 + 2 =$ $5 + 3 =$</td> <td style="border: 1px solid green; padding: 5px;">$6 + 6 =$</td> </tr> <tr> <td style="border: 1px solid green; padding: 5px;">$2 + 8 =$</td> <td style="border: 1px solid green; padding: 5px;">$4 + 3 =$ $7 + 2 =$</td> <td style="border: 1px solid green; padding: 5px;">$8 + 8 =$</td> </tr> <tr> <td style="border: 1px solid green; padding: 5px;">$3 + 7 =$</td> <td style="text-align: center;"></td> <td></td> </tr> </tbody> </table> </div> </div> <p>Counting – Today you are going to be counting up in 100s. Watch the YouTube video and join in.</p> <p>Learn its – I would like you to find objects from around your house. Then find 1 more. What happens when you have one less? Do this with a different number of objects.</p> <p>It's nothing new – Watch the doubles song on YouTube. Can you recall all your doubles up to 10+10? Now I want you to double the tens. 10+10=20 20+20=40 30+30=? 40+40? 50+50=?</p>	Step 4	Step 5	Step 6	$4 + 6 =$	$6 + 2 =$ $5 + 2 =$	$9 + 9 =$	$1 + 9 =$	$6 + 3 =$ $9 + 2 =$	$7 + 7 =$	$5 + 5 =$	$4 + 2 =$ $5 + 3 =$	$6 + 6 =$	$2 + 8 =$	$4 + 3 =$ $7 + 2 =$	$8 + 8 =$	$3 + 7 =$		
Step 4	Step 5	Step 6																	
$4 + 6 =$	$6 + 2 =$ $5 + 2 =$	$9 + 9 =$																	
$1 + 9 =$	$6 + 3 =$ $9 + 2 =$	$7 + 7 =$																	
$5 + 5 =$	$4 + 2 =$ $5 + 3 =$	$6 + 6 =$																	
$2 + 8 =$	$4 + 3 =$ $7 + 2 =$	$8 + 8 =$																	
$3 + 7 =$																			

Home learning for Week Beginning: 15.03.21

Do you spot a pattern? Is there anything you notice? When you double the tens is it the same as doubling the ones? What is the same and what is different?

Calculation - Below are some calculations for your home learning book.

I have set them into challenge levels of mild, spicy or hot. The hotter the level, the bigger the challenge. Choose which level is best for you. If you are able to do the level easily, have a try at the next level.

Mild 	Spicy  	Hot   
$15 + 3 =$	$16 + 4 =$	$9 + _ = 16$
$15 - 6 =$	$18 - 6 =$	$19 - 7 =$
$18 - 3 =$	$19 - 5 =$	$8 - _ = 4$
$9 + 8 =$	$1 + 10 =$	$19 - 10 =$
$11 - 5 =$	$20 - 9 =$	$10 + _ = 15$
$17 - 4 =$	$15 - 1 =$	$16 - 5 =$
$12 + 8 =$	$13 + 7 =$	$20 + 4 =$
$10 + 4 =$	$8 + 9 =$	$_ + 1 = 16$
$10 - 10 =$	$20 - 9 =$	$23 + 5 =$
$4 + 12 =$	$7 + 13 =$	$_ - 2 = 5$

*Remember, when you add something, start with the biggest number, put it in your head and count forward.

*Remember, when you subtract something, start with the biggest number, put it in your head and count back.

*Remember, to find the missing number you are looking for the part. Perhaps you could make use a number line to help.


Home learning for Week Beginning: 15.03.21

English	
Monday	<p>Work through the activity attached named SPAG Activity mats. Can you select the correct spelling? Can you decide which words are real and nonsense? Work through the worksheet and then at the end write a sentence on the picture given. Don't forget that sentences need capital letters, full stops and finger spaces.</p>
Tuesday	<p>Today you are going to write down what you can see in a picture. Start off by watching my video here to find out which picture you will be using. Once you have looked through the video use the attachment named 'Hey that's my monster picture stimulus' and write down some sentences of what you can see. Is the girl having a party with the monster? Is the monster going to eat the girl and the boy knows it? Why would a monster be in a bedroom? Why is the monster wearing the girl's bangles? Don't forget to think about what makes a perfect sentence.</p>
Friday	<p>It's reading time again and this week it's all about looking after a dog! It's so important to keep reading. By answering the questions, it will help you understand what you have read. Look at the attachments named Reading Comprehension – Pop to the Shops . Once you have done this, try another reading challenge attached named Early Reading Comprehension Activity.</p>

Year 1 Autumn Term 2


a Circle the correct spelling:

goo
go
gow






c Tick the real words and cross the silly words:

bell his
deck mazz
red geck




d Underline the words you think should have a capital letter:

cat
paris
ham






b Oops! Mr Whoppo has made a mistake in his sentence. Can you change it?
i had the jam.




f Tick the sentence that makes sense:

She is sit on the mat.
She is sats on the mat.
She is sitting on the mat.




Write a sentence about this picture:



Writing Prompts


Use capital letters **A B C**

Use phonics  **cat**

Use finger spaces **I am...**


Use full stops **...the end.**

Write on the line **One day...**

Read through again 

Pop to the Shop

- 8 Will you pop to the shop for me?
- 18 I need you to get butter, eggs and a loaf
- 27 Go down the road and then up the hill
- 37 Turn right at the church that is near the pool
- 47 Be quick or you will get wet in the rain!



Read Together Quick Questions

1. Find and copy one word that means the same as 'fast'.
2. Name **two** of the things that the person should get from the shop.
3. What might happen if the person takes too long getting to the shop?
4. Number these instructions from 1-3 to show the order that they appear in the text.
 - Be quick.
 - Go down the road.
 - Turn right at the church.

Home learning for Week Beginning: 15.03.21

Phonics

Login to [phonics play](#) with the following details...

Username: Jan21

Password: home

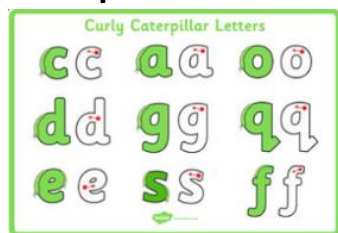
First try the flashcard speed trial to help you learn the sounds. Once you have done this you can then play Picnic on Pluto and read real or nonsense words. You can choose whichever sound you would like for this game.



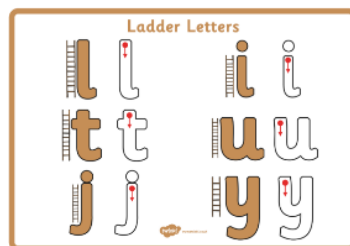
Handwriting

Practise forming your letters correctly. Can you write your spellings in your neatest handwriting? Can you copy a sentence from your favourite story book and write it in your best handwriting? Perhaps you could think of your own sentence to write. You could even ask a grown up to give you a sentence to hold in your head like to we do in phonics.


Caterpillar Letters



Ladder Letters



One Armed Robot Letters



Monster Zig Zag Letters



Handwriting tips:

- *Write on the lines
- *Write your letters all the same size
- *Make your writing smaller
- *Write the portion of the letter that sits below the line correctly

Don't forget that number formation is just as important. I have attached a number formation worksheet for number 0-9 and 10-20 for you to practise. If you don't want to do it on the worksheet, perhaps you can practise it straight into your home learning book.



Home learning for Week Beginning: 15.03.21

Oak Class Spellings - nk - Continue to learn these from last week ready for the spelling quiz on Thursday.

tank	pink	sank	plank	stank
blinking	winking	banking	drinking	sinking

Online spelling game:

[Karate Kats](#)

Don't forget to learn your common exception words.

Use the attachment named Common Exception Words Board Games to learn to read and recognise the common exception words. Roll the dice and land on a word. Make sure you read it correctly before moving on. Have fun!

You can play [Look, Cover, Write and Check](#) online. Just click on Year 1, tricky words and click which tricky words you would like to practise.

Year 1 Common Exception Words

a	is	said	be	no	put
ask	his	says	he	go	push
	has	the	me	so	pull
are		they	she		full
our		there	we	of	one
	was	here		love	once
do	were	I	by	come	school
to	where	you	my	some	friend
today	want	your			house

Reading - Spend at least 15 minutes every day reading your book for pleasure. Curl up on the sofa or in bed under the quilt and dive into a good book!

If you would like to listen to a story you can choose a book from [audible books](#).

<https://worldstories.org.uk/lang/english>

Here are some online books for you to read in case you have run out of books to read at home!

Don't forget I have created an [Oxford Owl](#) account for you to access books online. The details are below.

Username: emma.lee@grettonprimary.org

Password: Homelearning21



Afternoon Learning

Monday	Tuesday	Wednesday	Thursday	Friday
<p>Topic: Brazil</p> <p>Watch the lesson on Oak Academy called How is the weather different from Brazil in the UK. Recap what you know by answering the quiz questions and then watch the video. Work through the worksheet named topic activity.</p> 	<p>P.S.H.E.</p> <p>Today you will be learning how to build a growth mindset. For more information see attachment named PSHE Activity Plan.</p> 	<p>P.E</p> <p>Try and stay active with Cosmic Kids.</p> 	<p>Science</p> <p>In your science today, you are going to find out what happens when you mix a solid with a liquid. For more details see attachment named Science Activity Plan.</p> 	<p>Art</p> <p>In art this week, we are continuing to learn about sculpture. We will be learning about the Artist called Brendan Jamison and creating our own art work using sugar cubes.</p> <p>For more information see attachment called Art Activity.</p> 